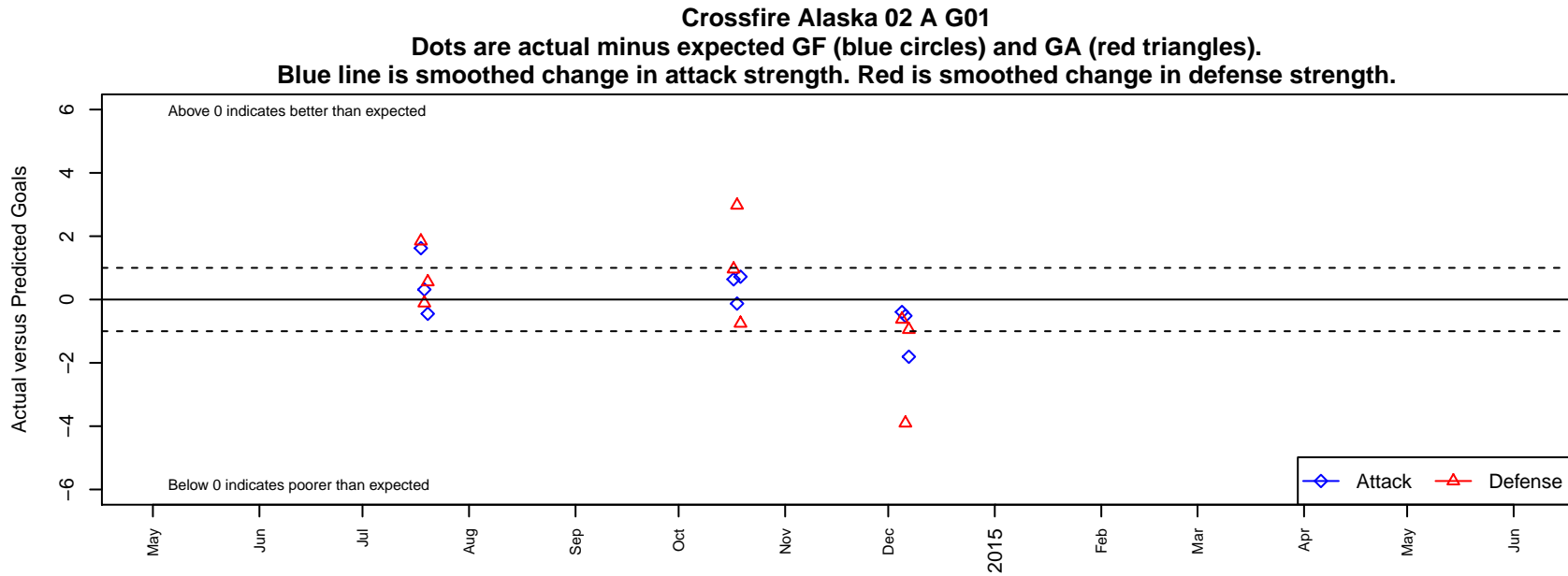


Crossfire Alaska 02 A G01

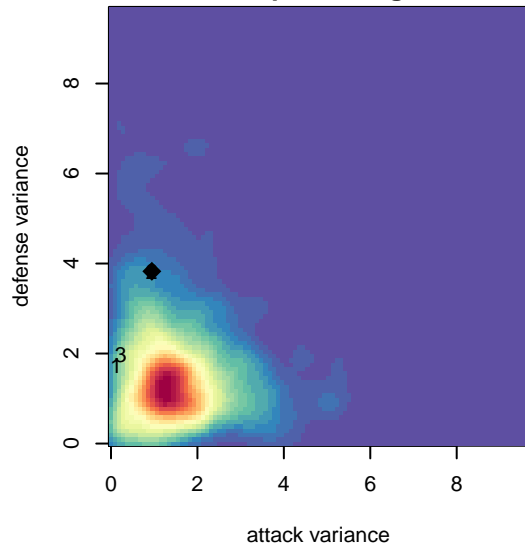
, AK
G01 total strength=993
attack=1.66 defense=2.3

alt names used:

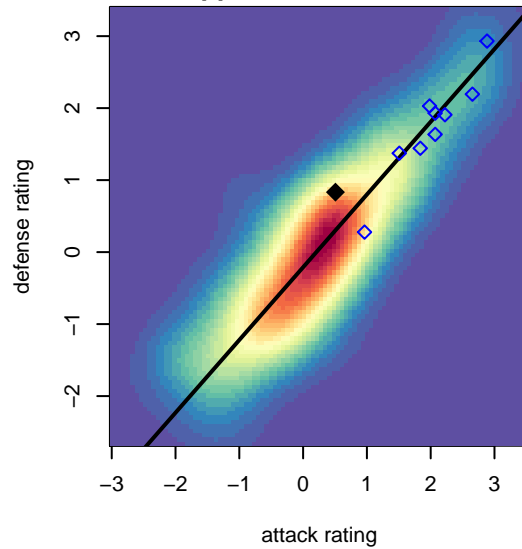
Venues played:
2014 Nike Crossfire Challenge Gold U13
2014 FWRL G01



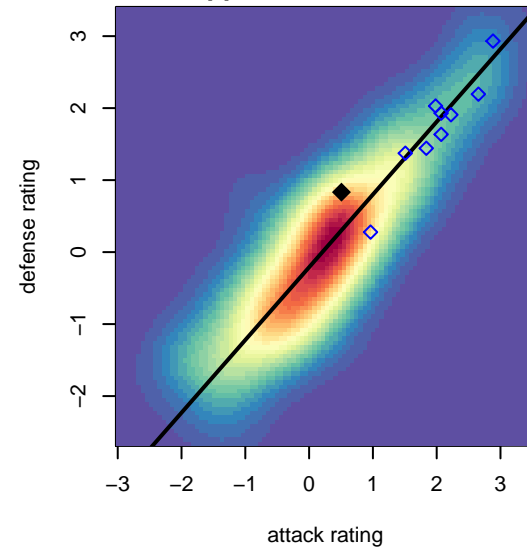
**attack and defense variance (black dot)
relative to other teams
and top 10 in region**



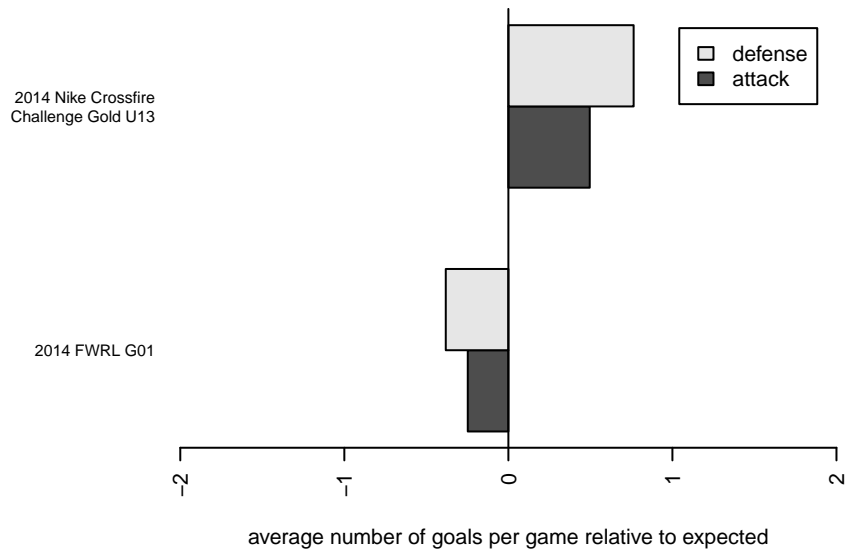
**attack and defense rating
relative to others at age
and all opponents in last 13 months**



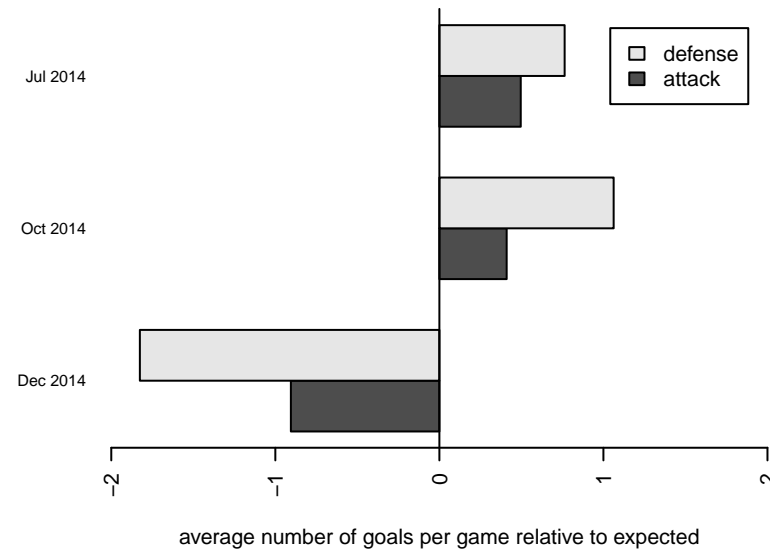
**attack and defense rating
relative to others at age
and all opponents in last 13 months**



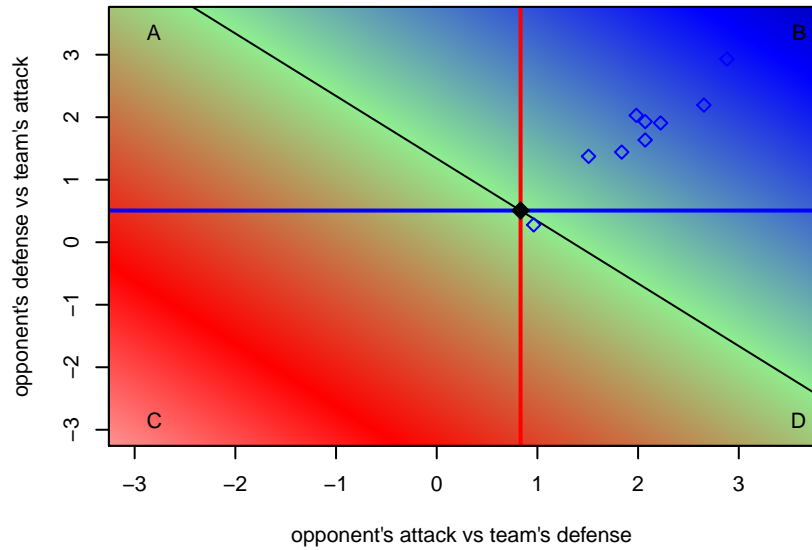
Performance relative to 13 month average



Performance relative to 13 month average



Distribution of opponents
 Red = Lose zone, Blue = Win zone, Green = Even
 Black line separates win/lose zones



lot. A=Neither has attack advantage, B=Opponent has both attack and defense advantage, C=Opponent has both attack and defense disadvantage, D=Both have

date	home		away		venue	pred.home	pred.away
2014-12-07	CDA Sting White Caps G01	2	Crossfire Alaska 02 A G01	0	2014 FWRL G01	1.05	1.81
2014-12-06	Eastside Timbers Red G01	6	Crossfire Alaska 02 A G01	0	2014 FWRL G01	2.10	0.52
2014-12-05	ETFC Cypress Black G01	4	Crossfire Alaska 02 A G01	0	2014 FWRL G01	3.37	0.39
2014-10-19	PacNW Maroon G01	6	Crossfire Alaska 02 A G01	1	2014 FWRL G01	5.25	0.28
2014-10-18	WPFC A pre-ECNL G01	4	Crossfire Alaska 02 A G01	0	2014 FWRL G01	6.98	0.13
2014-10-17	Eastside FC Red G01	2	Crossfire Alaska 02 A G01	1	2014 FWRL G01	2.96	0.36
2014-07-20	SSC Shadow A G01	3	Crossfire Alaska 02 A G01	0	2014 Nike Crossfire Challenge Gold U13	3.56	0.45
2014-07-19	Crossfire Alaska 02 A G01	1	Snohomish United Black G01	2	2014 Nike Crossfire Challenge Gold U13	0.68	1.89
2014-07-18	Crossfire Alaska 02 A G01	2	FC Portland pre-ECNL G01	2	2014 Nike Crossfire Challenge Gold U13	0.38	3.85